



BEING A NET CONTROL OPERATOR

Why Would YOU want to do this?

- Be more ACTIVE and INVOLVED in the ham radio community.
- Know your club member friends better and meet new hams.
- Improve your ham radio operating skills.
- Improve your communication and presentation skills.
- Give you an excuse to buy a shiny, new radio and experiment with antennas.

The background features a stylized mountain range with dark blue and black peaks against a black sky. The foreground is a solid dark blue.

What equipment do I need?

Handytalkie?




Only as a backup.




- A handytalkie is a needed backup, BUT:
- A handheld can get hot fast with continued transmissions need to run the net.
- No or limited microphone options.
- Difficult to hold the radio and take notes at the same time.

- No good options for external antennas.




A proper antenna.
Important to have a good
signal for transmit and
receive.



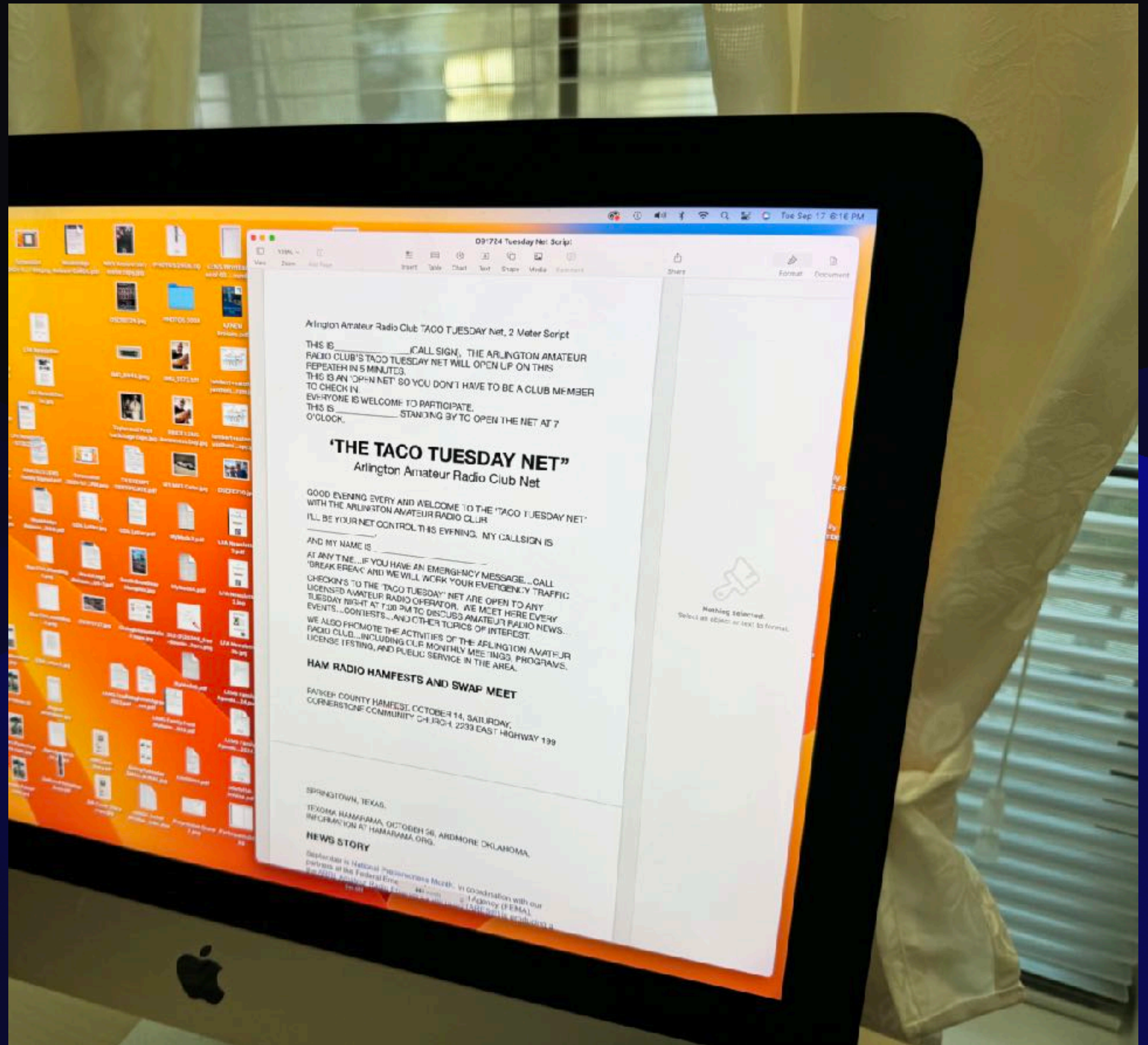
- A good base unit gives you the tools you need.
- A loud speaker the better to hear with.
- A handheld or desk microphone.
- Multiple power levels up to 50W, 80W.
- The opportunity to use a variety of antenna solutions , depending on the challenges of your operating location.

Here is a Vertical on a baking sheet.





USE A SCRIPT



- A script keeps YOU on track.
- It keeps the net CONSISTENT.
- Participants know what to expect.
- You don't always have to follow the script or use all parts of it. It's a GUIDE only.

Net Control Operations

Net Considerations

What to do on a net?

- What is the GOAL?
- Ragchew?
- Net Check-Ins?
- Mode of operation?
- Special Interest?
- Know the PURPOSE and GOALS

- Be consistent
- Listen to participant's transmissions for additional questions or followup
- Take notes as you go
- It's okay to be nervous or make mistakes
- Roll with the flow for topics

- Be conversational
- And above all LISTEN

Good Practices

- Open and Close the net by the script, acknowledging the net sponsoring organization, and Call Sign.
- Clearly identify yourself with name and Call Sign as the Net Control Operator.
- Give your Call Sign at least once every 10 minutes.
- Avoid repeater transmitter timeouts by re-keying at regular intervals.
- Promote other local nets to encourage more on-air participation
- Be prepared for your net with writing instrument, paper, and any refreshment you may need during the net.
- And most important, take a potty break before the net.

Above All

Relax, have fun, and enjoy your time on the air!